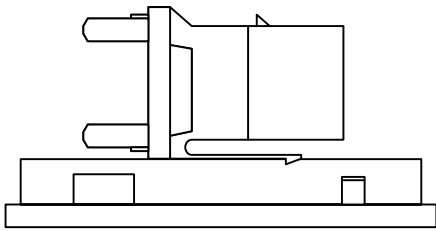
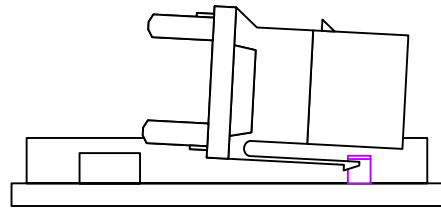


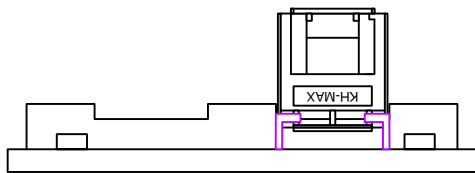
Inserting KH-MAX jack into enclosure



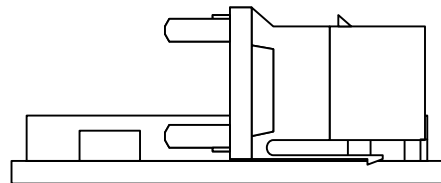
Step One: line the jack up with the base plate



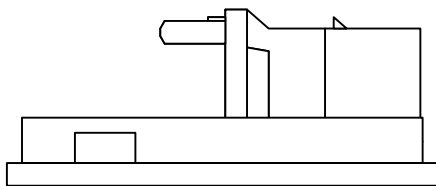
Step Two: Angle the jack and clip so it can slide under the alignment clips on the base plate



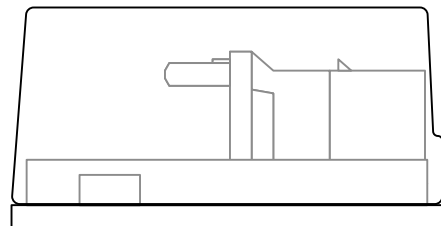
Step Three: Make sure the clip on the jack is between the alignment clips on the base plate



Step Four: Push the jack forward and down until the jack clips into place and is secure



Step Five: Check the jack is securely Clipped in and properly in place



Step Six: Place the top cover of the enclosure onto the base plate and push down until it clicks into place