
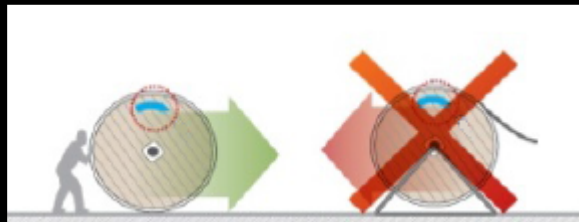




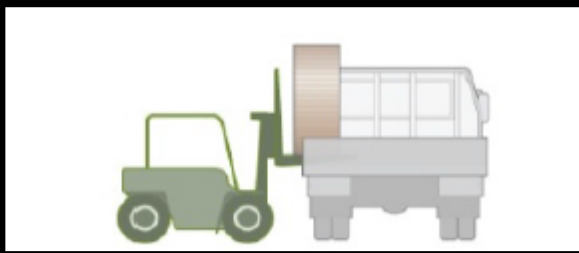
# CAUTION



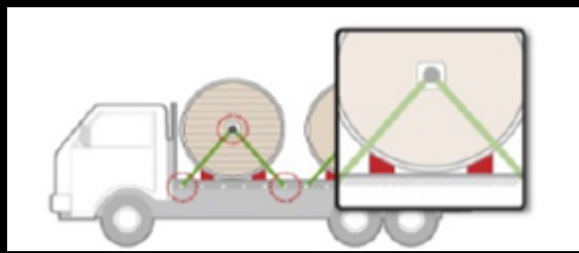
Keep drums up-right; Don't lay drum flat on their flanges.




Rolls drums to arrow direction.  
Arrow IS NOT pulling direction.




Use forklift or crane to load/unload cable drums.



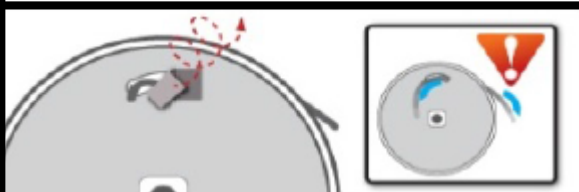
Secure drums firmly to prevent from rolling.



Don't drop cable drum from any height.



Be careful, Nails on cover can harm your body and/or cable.

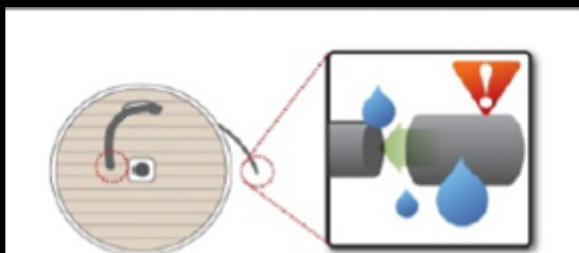


Before Pulling release cable inner-end freely.  
Remove steel cover, rope and nails near Exit if any.  
Re-secure inner-end during pulling at times.  
The more pull, the more cable comes out.

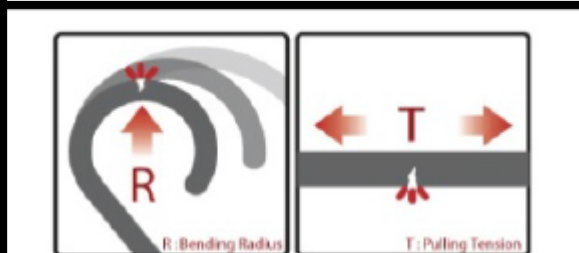


Figure 8 Coiling

Direct loop.



Seal the cable end always. Keep the cable from Moisture.



Don't exceed min bending radius and max pulling tension.